



People  
3-9

Capacity  
115 - 300 L

Models  
Indoor & Outdoor



# EVERHOT

powered by Rheem



Corrosion Proof



High Recovery Rate



Safety Valve

**THE ULTIMATE  
HOT WATER SOLUTION**

Domestic  
**GAS STORAGE  
HOT WATER HEATERS**


# TECHNICAL SPECIFICATION

Extra  
**50mm**  
Thick on  
Insulating Layer

Maintain  
**50°~70°C**  
Constant  
Temperature

  
**Sacrificial Anode**  
Longer Life Span

  
**Polyurethane Insulation**  
Keeps The Water Hotter

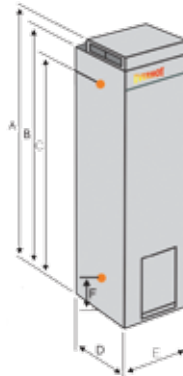
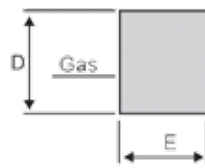


Resist Dirt and  
Corrosion Proof  
  
Inner Layer Tank  
**Everglas Vitreous  
Enamel Lining**  
Outer Layer Tank  
**Colorbond Steel  
Jacket**

**Low Gas**  
Consumption  
**High Hot**  
Efficiency

Reach  
**90%**  
Hot Water  
Production Rate

SIZING GUIDE	
No. of People	Model
3 - 4	115 litre
4 - 5	150 litre
5 - 6	230 litre
8 - 9	300 litre



MODELS NAME		GRAS115YP	GRAS150YP	GRAS230YP	GRAS300YP
Storage Capacity	litres	115	150	230	300
Rating heat charge (natural)	MJ/h	30	34	45	50
Rating heat charge (town gas)	MJ/h	30	34	43	43
Rating heat charge (LPG)	MJ/h	25	30	40	40
DIMENSIONS A	mm	1390	1640	1676	2026
B	mm	1270	1520	1556	1906
C	mm	1098	1348	1348	1698
D	mm	553	553	670	670
E	mm	370	370	370	370
F	mm	316	316	316	316
Net weight	kg	61	65	95	115
Cold/hot water connection		RP 3/4 / 20		RP 1 1/4 / 32	
T & PR valve connection		RP 3/4 / 20			
Gas connection dimension		RP 1/2 / 15			
T & PR valve setting pressure	Mpa	0.85			
Max. water supply pressure	Mpa	0.68			
Gas supply pressure rating	Pa	Natural Gas = 2000	Town Gas = 1000	LPG = 2800	
Adjustable water temp. range	°C	30 °C ~ 70 °C			
In this table, Gas type : T=Natural gas ; R = town gas ; Y = LPG gas					

Your Everhot distributor is :